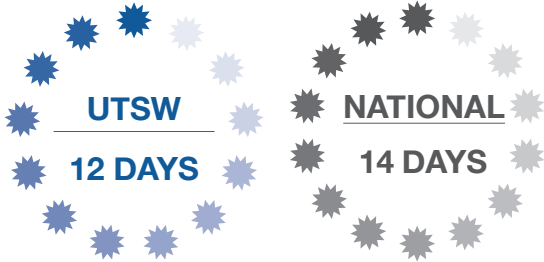


ALL CASES


Inpatient Rehabilitation Fiscal Year 2022



PATIENTS SERVED



AVERAGE LENGTH OF STAY



PATIENT GENDER



AVERAGE PATIENT AGE

Patients are evaluated upon admission and again at discharge.
The greater the number, the more effective the care.



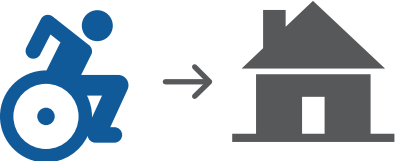
IMPROVEMENT IN SELF-CARE & MOBILITY




AVERAGE HOURS OF THERAPY PER WEEK



SURVEY RESPONDENTS WHO WOULD DEFINITELY RECOMMEND THIS FACILITY



UTSW 82%
NATIONAL 80%
DISCHARGE TO HOME



UTSW 11%
NATIONAL 11%
DISCHARGE TO GENERAL HOSPITAL



UTSW 7%
NATIONAL 9%
% UTSW DISCHARGED TO LONG-TERM CARE FACILITY



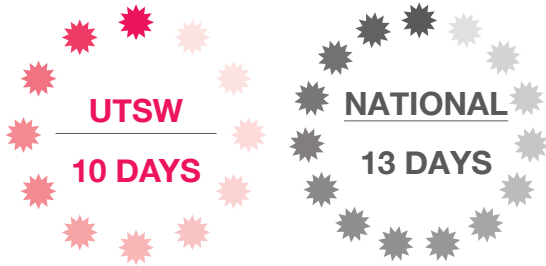
Accredited by the Commission on Accreditation of Rehabilitation Facilities

BRAIN INJURY OUTCOMES

Inpatient Rehabilitation Fiscal Year 2022



PATIENTS SERVED



AVERAGE LENGTH OF STAY



PATIENT GENDER



AVERAGE PATIENT AGE

Patients are evaluated upon admission and again at discharge.
The greater the number, the more effective the care.



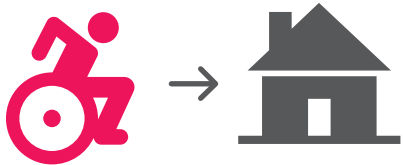
IMPROVEMENT IN SELF-CARE & MOBILITY



AVERAGE HOURS OF THERAPY PER WEEK




SURVEY RESPONDENTS WHO WOULD DEFINITELY RECOMMEND THIS FACILITY




UTSW 84%

NATIONAL 78%
DISCHARGE TO HOME



UTSW 10%

NATIONAL 13%
DISCHARGE TO GENERAL HOSPITAL



UTSW 6%

NATIONAL 9%
% UTSW DISCHARGED TO LONG-TERM CARE FACILITY



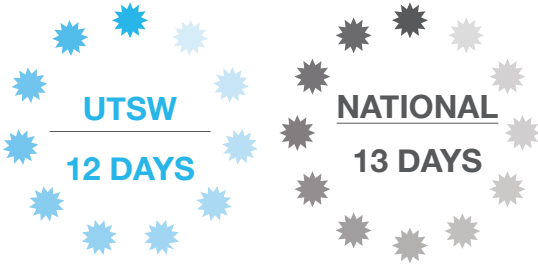
Accredited by the Commission on Accreditation of Rehabilitation Facilities

AMPUTEES, CARDIAC, PULMONARY, BURNS & OTHER DIAGNOSES


Inpatient Rehabilitation Fiscal Year 2022




PATIENTS SERVED



AVERAGE LENGTH OF STAY



PATIENT GENDER



AVERAGE PATIENT AGE

Patients are evaluated upon admission and again at discharge.
The greater the number, the more effective the care.



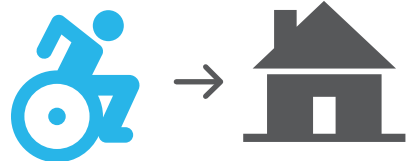
IMPROVEMENT IN SELF-CARE & MOBILITY



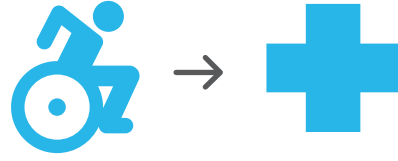
AVERAGE HOURS OF THERAPY PER WEEK



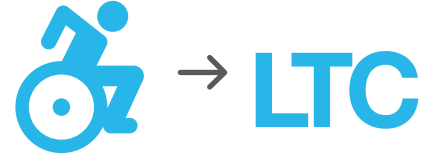
SURVEY RESPONDENTS WHO WOULD DEFINITELY RECOMMEND THIS FACILITY



UTSW 82%
NATIONAL 81%
DISCHARGE TO HOME



UTSW 15%
NATIONAL 12%
DISCHARGE TO GENERAL HOSPITAL



UTSW 1%
NATIONAL 7%
% UTSW DISCHARGED TO LONG-TERM CARE FACILITY



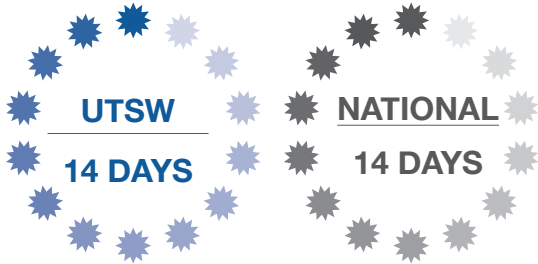
Accredited by the Commission on Accreditation of Rehabilitation Facilities

NEUROLOGICAL OUTCOMES


Inpatient Rehabilitation Fiscal Year 2022



PATIENTS SERVED



AVERAGE LENGTH OF STAY



PATIENT GENDER



AVERAGE PATIENT AGE

Patients are evaluated upon admission and again at discharge.
The greater the number, the more effective the care.




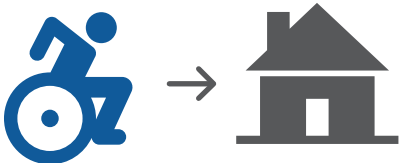
IMPROVEMENT IN SELF-CARE & MOBILITY



AVERAGE HOURS OF THERAPY PER WEEK



SURVEY RESPONDENTS WHO WOULD DEFINITELY RECOMMEND THIS FACILITY



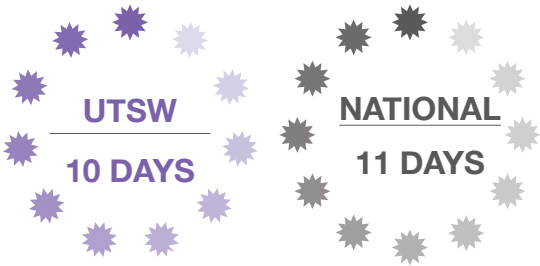
Accredited by the Commission on Accreditation of Rehabilitation Facilities

ORTHOPAEDIC OUTCOMES

Inpatient Rehabilitation Fiscal Year 2022




PATIENTS SERVED



AVERAGE LENGTH OF STAY



PATIENT GENDER



AVERAGE PATIENT AGE

Patients are evaluated upon admission and again at discharge.
The greater the number, the more effective the care.



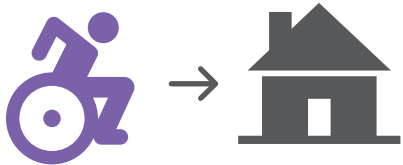
IMPROVEMENT IN SELF-CARE & MOBILITY



AVERAGE HOURS OF THERAPY PER WEEK

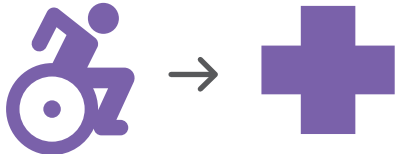


SURVEY RESPONDENTS WHO WOULD DEFINITELY RECOMMEND THIS FACILITY




UTSW 90%

**NATIONAL 87%
DISCHARGE TO HOME**



UTSW 3%

**NATIONAL 5%
DISCHARGE TO GENERAL HOSPITAL**



UTSW 7%

**NATIONAL 8%
% UTSW DISCHARGED TO
LONG-TERM CARE FACILITY**



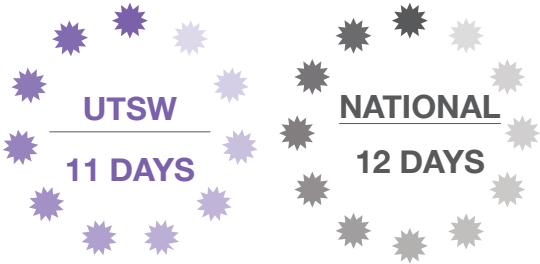
Accredited by the Commission on Accreditation of Rehabilitation Facilities

DEBILITY OUTCOMES

Inpatient Rehabilitation Fiscal Year 2022



PATIENTS SERVED



AVERAGE LENGTH OF STAY



PATIENT GENDER



AVERAGE PATIENT AGE

Patients are evaluated upon admission and again at discharge.
The greater the number, the more effective the care.



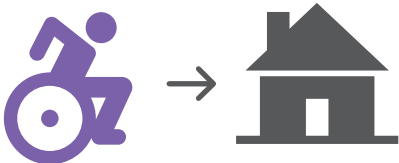
IMPROVEMENT IN SELF-CARE & MOBILITY



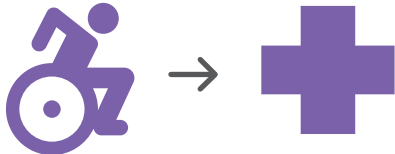
AVERAGE HOURS OF THERAPY PER WEEK




SURVEY RESPONDENTS WHO WOULD DEFINITELY RECOMMEND THIS FACILITY



UTSW 80%
NATIONAL 80%
DISCHARGE TO HOME



UTSW 16%
NATIONAL 12%
DISCHARGE TO GENERAL HOSPITAL



UTSW 4%
NATIONAL 7%
% UTSW DISCHARGED TO LONG-TERM CARE FACILITY



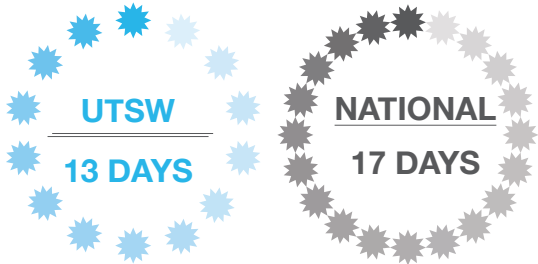
Accredited by the Commission on Accreditation of Rehabilitation Facilities

SPINAL CORD INJURY OUTCOMES

Inpatient Rehabilitation Fiscal Year 2022




PATIENTS SERVED



AVERAGE LENGTH OF STAY



PATIENT GENDER



AVERAGE PATIENT AGE

Patients are evaluated upon admission and again at discharge.
The greater the number, the more effective the care.




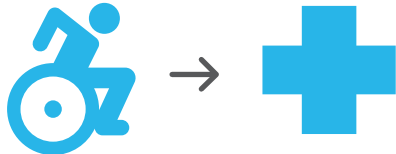
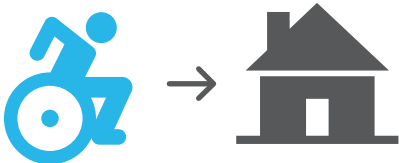
IMPROVEMENT IN SELF-CARE & MOBILITY



AVERAGE HOURS OF THERAPY PER WEEK



SURVEY RESPONDENTS WHO WOULD DEFINITELY RECOMMEND THIS FACILITY



Accredited by the Commission on Accreditation of Rehabilitation Facilities

STROKE OUTCOMES

Inpatient Rehabilitation Fiscal Year 2022




PATIENTS SERVED



AVERAGE LENGTH OF STAY



PATIENT GENDER



AVERAGE PATIENT AGE

Patients are evaluated upon admission and again at discharge.
The greater the number, the more effective the care.



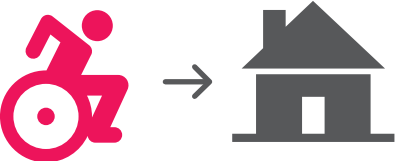
IMPROVEMENT IN SELF-CARE & MOBILITY




AVERAGE HOURS OF THERAPY PER WEEK




SURVEY RESPONDENTS WHO WOULD DEFINITELY RECOMMEND THIS FACILITY



UTSW 78%
NATIONAL 78%
DISCHARGE TO HOME



UTSW 6%
NATIONAL 9%
DISCHARGE TO GENERAL HOSPITAL



UTSW 13%
NATIONAL 13%
% UTSW DISCHARGED TO LONG-TERM CARE FACILITY



Accredited by the Commission on Accreditation of Rehabilitation Facilities